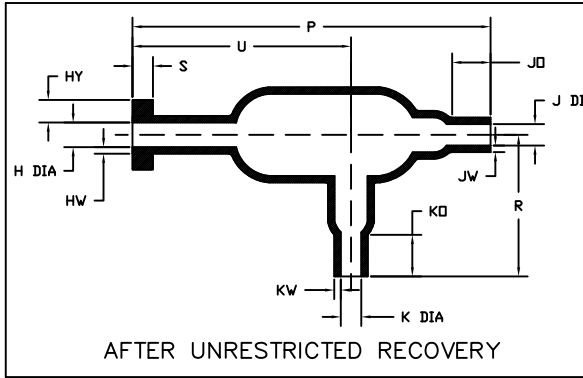
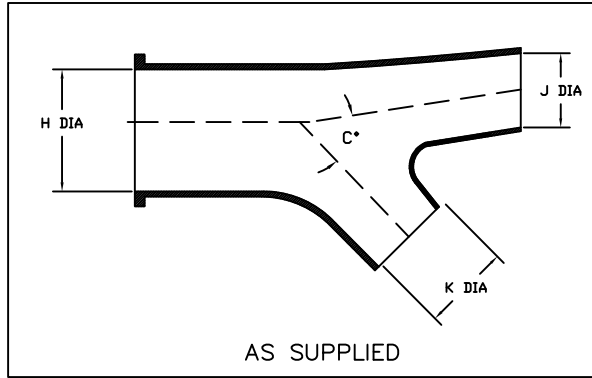


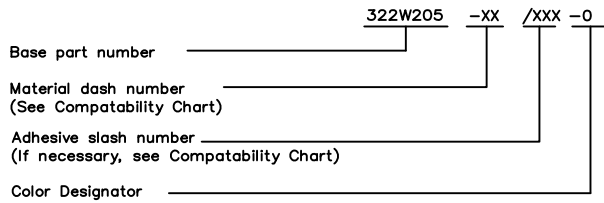
NOTES

- All dimensions are in $\frac{\text{inches}}{\text{[millimeters]}}$
- Dimensions appearing in table are as follows:
 - a - As Supplied
 - b - After Unrestricted Recovery
- Coating is optional. As supplied dimensions appearing in table are for uncoated parts. When coating is added, entry diameters will be reduced by .06 max.



REVISIONS		
LTR	DESCRIPTION	DATE
C	REVISED PER ECO-15-011773	08/13/2015

ORDERING INFORMATION



PART NUMBER	H		J		K		P	R	S	U	HY	HW	JO	JW	KO	KW	C'
	Min	Max	Min	Max	Min	Max											
	a	b	a	b	a	b											
322W205	1.02 [26,0]	.25 [6,3]	.71 [18,0]	.21 [5,3]	.71 [18,0]	.21 [5,3]	3.70 [94,0]	1.38 [35,0]	.20 [5,0]	2.28 [58,0]	.22 [5,5]	.10 [2,5]	.43 [11,0]	.08 [2,0]	.43 [11,0]	.08 [2,0]	30

Raychem Molded Parts
CUSTOMER DRAWING

THIS DRAWING AND THE INFORMATION SET FORTH HEREON ARE THE PROPERTY OF TYCO ELECTRONICS CORPORATION, AND ARE TO BE HELD IN TRUST AND CONFIDENCE. PUBLICATION, DUPLICATION, DISCLOSURE OR USE FOR ANY PURPOSE NOT EXPRESSLY AUTHORIZED IN WRITING BY TYCO ELECTRONICS CORPORATION IS PROHIBITED.

UNLESS OTHERWISE SPECIFIED DIMENSIONS ARE METRIC AND INCHES ARE IN BRACKETS. DECIMAL TOLERANCES xxx ± 0.13 (.005) xx ± 0.25 (.01) x ± 0.50 (.10) ANGLE TOLERANCE .x ± 5 DEG.	DRAWN M Mazariegos 5/07/15	APPROVED S.GRAVANO 5/07/15	 TE Connectivity
	RPN	TITLE TRANSITION, 90°, SIDE BREAKOUT	
CAD FILE: 322W205_CD	THIRD ANGLE PROJECTION	SIZE B	CODE IDENT. NO. 06090
TYCO ELECTRONICS RESERVES THE RIGHT TO AMEND THIS DRAWING AT ANY TIME. USERS SHOULD EVALUATE THE SUITABILITY OF THE PRODUCT FOR THEIR APPLICATION.	DWG. NO. 322W205	DO NOT SCALE THIS DRAWING	
© 2015 Tyco Electronics Corporation. All rights reserved.	SHEET 1 OF 1		

MATERIAL DASH NO.	MATERIAL DESCRIPTION	RT SPEC	COATING SLASH NO.	COATING S NO.	COATING DESCRIPTION
-25	Elastomer, Fluid Resistant	RW-2070	/42;/86;/225	S-1017;S-1048	Adhesive