

SMD Power Inductor CDPH64



Description

- Ferrite core construction.
- Magnetically shielded.
- L × W × H: 6.9 × 6.2 × 5.0mm Max.
- Product weight: 0.6g(Ref.)
- Moisture Sensitivity Level: 1
- RoHS compliance.

Environmental Data

- Operating temperature range: -40°C~+100°C (including coil's self temperature rise)
- Storage temperature range: -40°C~+100°C
- Solder reflow temperature: 260 °C peak.

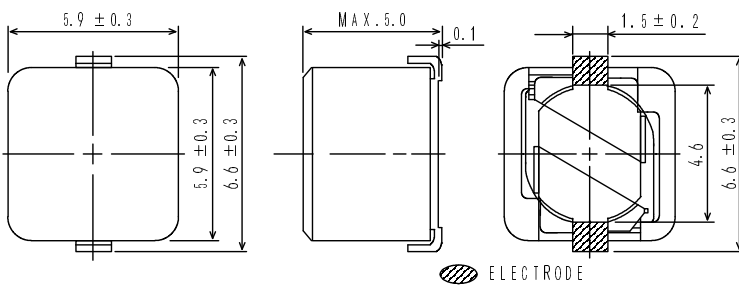
Packaging

- Carrier tape and reel packaging.
- 12.9" diameter reel
- 1000pcs per reel

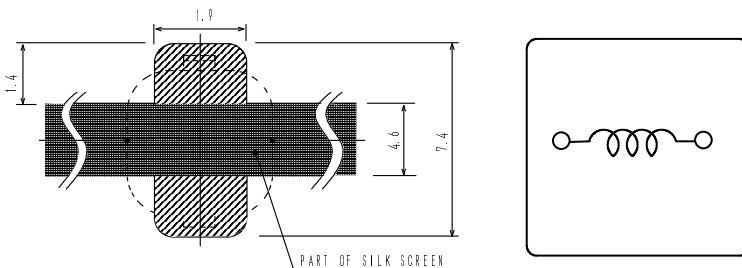
Applications

- Ideally used in Notebook PC, DVD, LCD TV, Game machine, STB etc as DC-DC converter inductors.

Dimension - [mm]



Land pattern and Schematics - [mm]



SMD Power Inductor CDPH64



Electrical Characteristics

Part Name	Stamp	Inductance (μ H) [within] ※1	D.C.R.(Ω) Max. (Typ.) (at 20°C)	Rated Current (A) ※2
CDPH64NP-100NC	100	+25% 10-20%	0.12(89m)	1.32
CDPH64NP-120NC	120	+25% 12-20%	0.13(98m)	1.16
CDPH64NP-150NC	150	+25% 15-20%	0.14(0.11)	1.09
CDPH64NP-180NC	180	+25% 18-20%	0.15(0.12)	1.00
CDPH64NP-220NC	220	+25% 22-20%	0.18(0.14)	0.92
CDPH64NP-270NC	270	+25% 27-20%	0.24(0.18)	0.82
CDPH64NP-330NC	330	+25% 33-20%	0.27(0.21)	0.73
CDPH64NP-390NC	390	+25% 39-20%	0.31(0.24)	0.67
CDPH64NP-470NC	470	+25% 47-20%	0.38(0.29)	0.61
CDPH64NP-560NC	560	+25% 56-20%	0.44(0.34)	0.58
CDPH64NP-680NC	680	+25% 68-20%	0.49(0.37)	0.50
CDPH64NP-820NC	820	+25% 82-20%	0.59(0.45)	0.46
CDPH64NP-101NC	101	+25% 100-20%	0.66(0.51)	0.38
CDPH64NP-121NC	121	+25% 120-20%	0.73(0.56)	0.37
CDPH64NP-151NC	151	+25% 150-20%	1.27(0.98)	0.34
CDPH64NP-181NC	181	+25% 180-20%	1.42(1.09)	0.30
CDPH64NP-221NC	221	+25% 220-20%	1.52(1.17)	0.27
CDPH64NP-271NC	271	+25% 270-20%	2.30(1.77)	0.25
CDPH64NP-331NC	331	+25% 330-20%	2.62(2.02)	0.22
CDPH64NP-391NC	391	+25% 390-20%	2.88(2.21)	0.20

※1. Inductance measuring condition: at 1kHz.

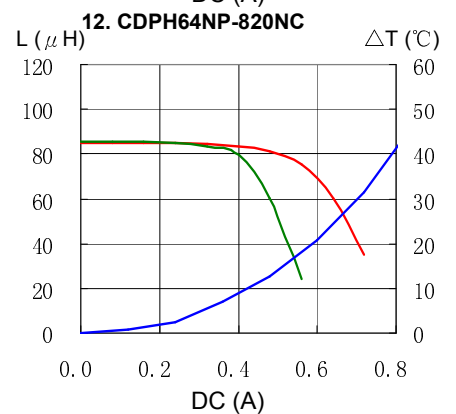
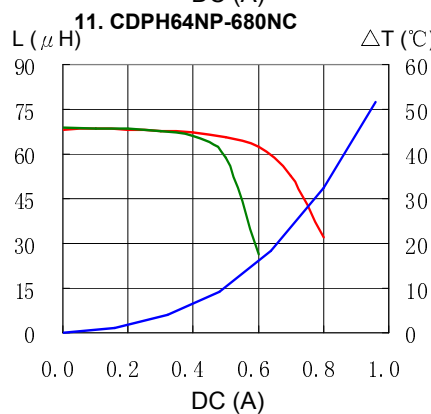
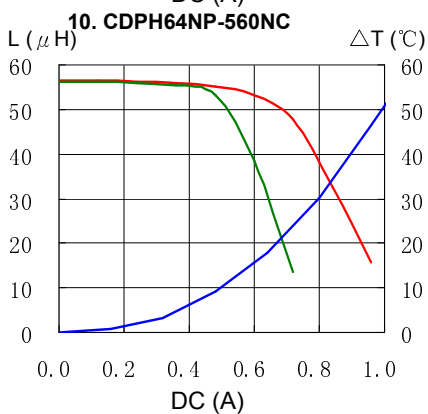
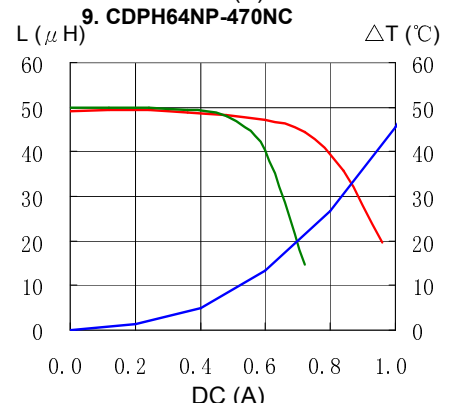
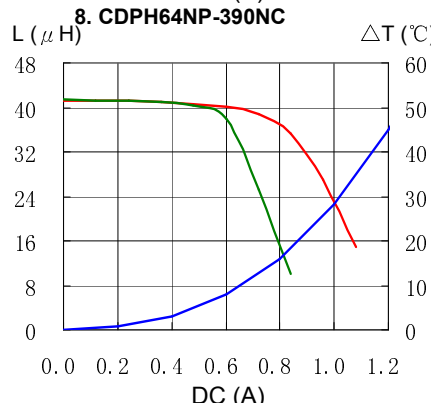
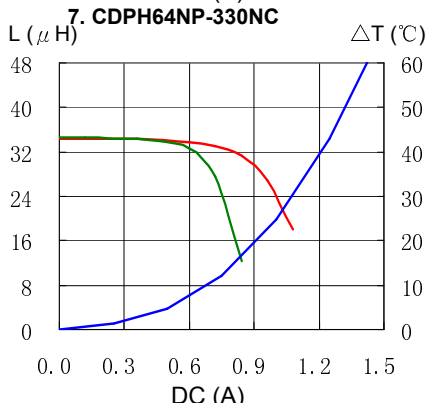
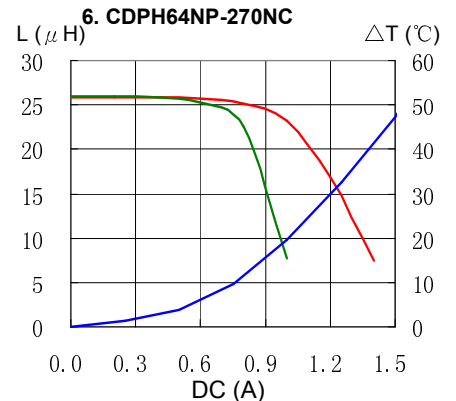
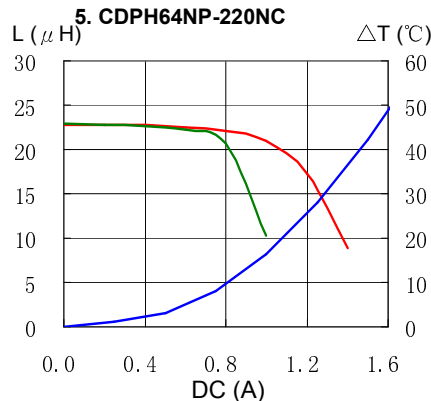
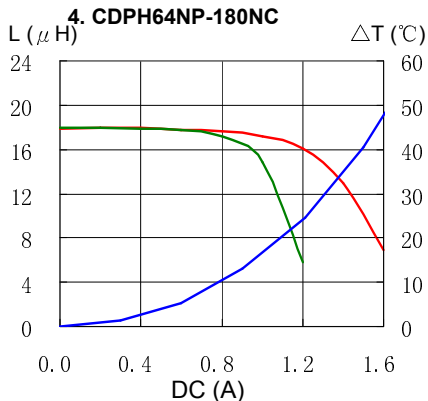
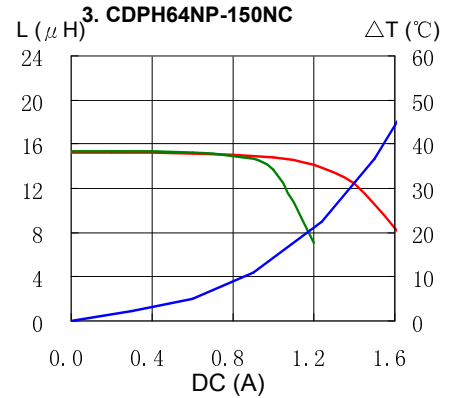
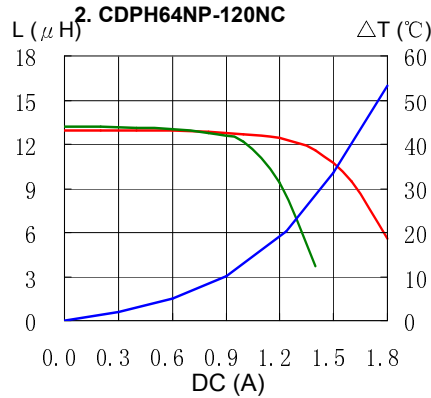
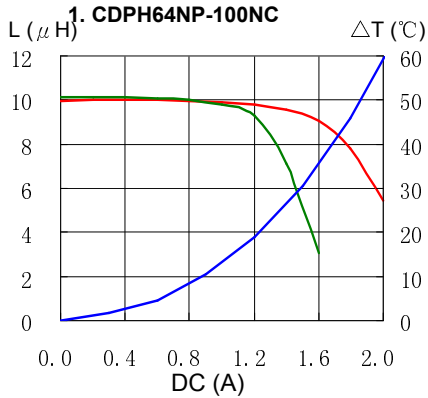
※2. Rated current: The DC current at which the inductance decreases to 75% of its nominal value or when $\Delta t=40^\circ\text{C}$, whichever is lower ($T_a=20^\circ\text{C}$).

SMD Power Inductor CDPH64



Saturation Current & Temperature Rise Graph

— L (20°C) — L (100°C) — ΔT

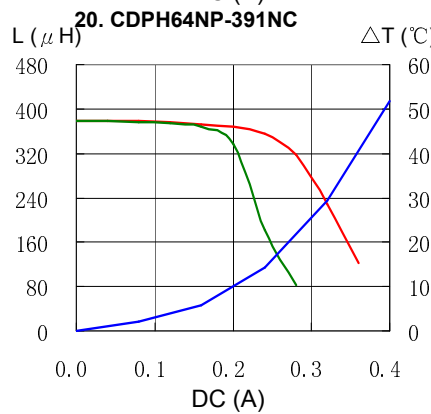
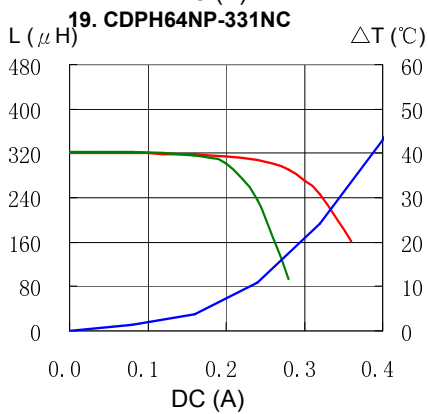
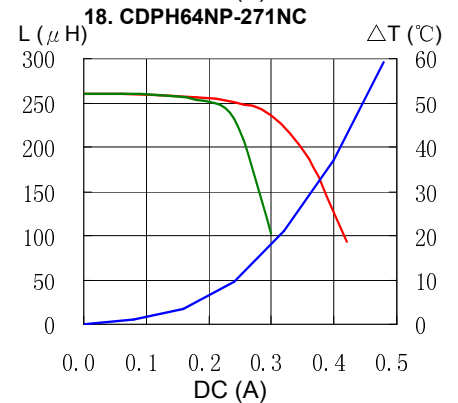
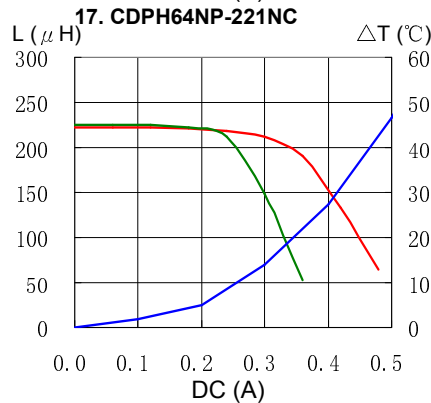
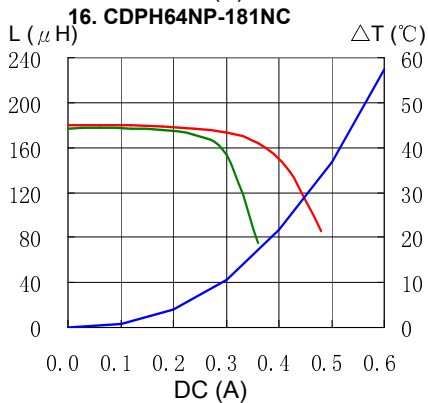
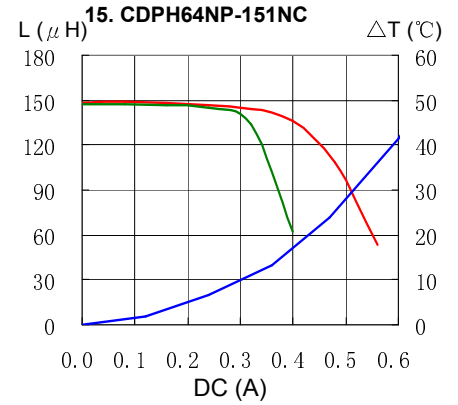
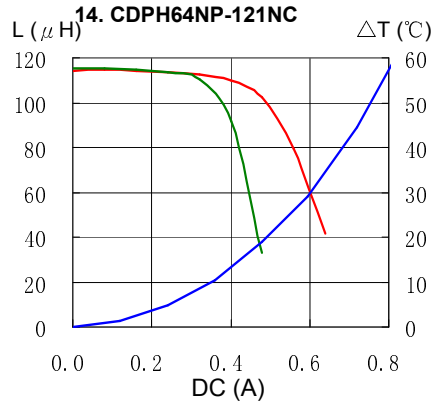
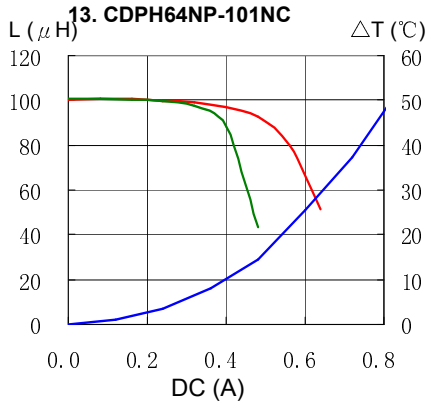


SMD Power Inductor CDPH64



Saturation Current & Temperature Rise Graph

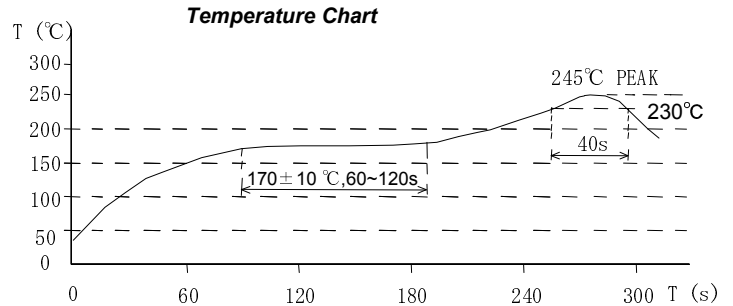
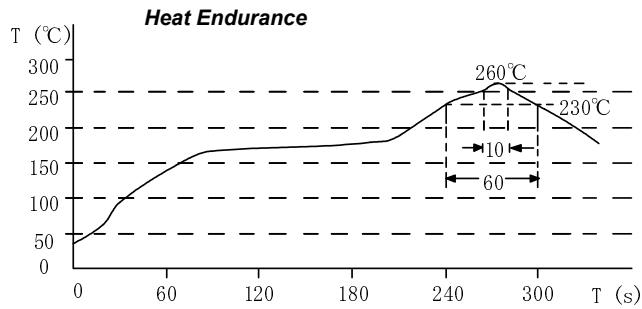
— L (20°C) — L (100°C) — ΔT



SMD Power Inductor CDPH64



Solder Reflow Condition



Please refer to the sales offices on our website - <http://www.sumida.com>

Hong Kong

Tel.+852-2880-6781
FAX.+852-2565-9600
sales@hk.sumida.com

Saitama(Japan)

Tel.+81-48-691-7300
FAX.+81-48-691-7340
sales@jp.sumida.com

Chicago

Tel.+1-847-545-6700
FAX. +1-847-545-6720
sales@us.sumida.com

Shanghai

Tel.+86-21-5836-3299
FAX.+86-21-5836-3266
shanghai.sales@cn.sumida.com

Seoul

Tel.+82-2-6237-0777
FAX.+82-2-6237-0778
sales@kr.sumida.com

Oberzell

Tel.+49-8591-937-0
FAX. +49-8591-937-103
contact@eu.sumida.com

Shenzhen

Tel.+86-755-8291-0228
FAX.+86-755-8291-0338
shenzhen.sales@cn.sumida.com

Singapore

Tel.+65-6296-3388
FAX.+65-6841-4426
sales@sg.sumida.com

Neumarkt

Tel.+49-9181-4509-110
FAX. +49-9181-4509-310
infocomp@eu.sumida.com

Taipei

Tel.+886-2-8751-2737
FAX.+886-2-8751-2738
sales@tw.sumida.com

San Jose

Tel.+1-408-321-9660
FAX.+1-408-321-9308
sales@us.sumida.com