

AVO100-48S28B-6L

100 Watts

Data Sheet

Total Power: 100 Watts
Input Voltage: 36 - 75 V
of Outputs: Single

SPECIAL FEATURES

- Delivers up to 3.57 A output current
- Ultra-high efficiency 92% typ. at full load
- Excellent thermal performance
- No minimum load requirement
- Basic isolation
- High power density
- Low output noise
- Reflow soldering enabled
- RoHS 6 compliant

SAFETY

- UL, cUL: UL60950
- TUV/CE: IEC/EN60950



Electrical Specifications

Input specification	
Input range	36 Vdc to 75 Vdc
Input surge	100 V for 100 mSec
Efficiency	92%
Control specification	
Enable	TTL compatible positive or negative enable
Output specification	
Output voltage	28 Vdc
Trim range	-64% - +116%
Output current	3.57 A
Ripple and noise	30 mV pk-pk nom 200 mV max. pk-pk
Regulation (total error band)	+/-2% Vout
Over current protection	6.4 A max. Typ
Over voltage protection	130% Vout nominal
Over temp protection	120 deg °C
Switching frequency	Fixed to 280 kHz
Isolation voltage	1500 Vdc
Transient response	130 mV deviation, 100 mSec recovery. 25%-50%-25% load 0.1A/uSec
UVLO Turn-on	34 Vdc Typical
UVLO Turn-off	32 Vdc Typical

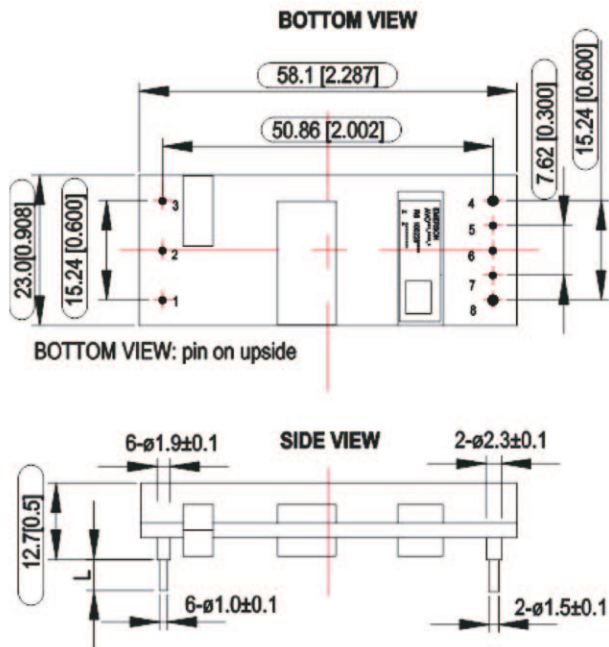
Environmental Specifications

Operating ambient temperature range:	-40 °C to +85 °C
Storage temperature:	-55 °C to +125 °C
Humidity:	5% to 95% (non-condensing)
MTBF:	1.5 Million hours
RoHS Compliant	RoHS 6 compliant

Ordering Information

Model number	Description
AVO100-48S28P-6L	3.8 mm pin length; positive on/off logic; open frame; R6 compliant
AVO100-48S28-6L	3.8 mm pin length; negative on/off logic; open frame; R6 compliant
AVO100-48S28BP-6L	3.8mm pin length; positive on/off logic; baseplate; R6 compliant
AVO100-48S28B-6L	3.8mm pin length; negative on/off logic; baseplate; R6 compliant

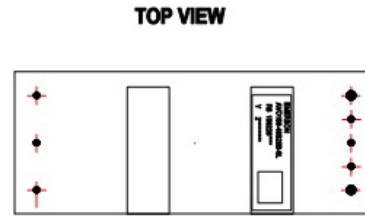
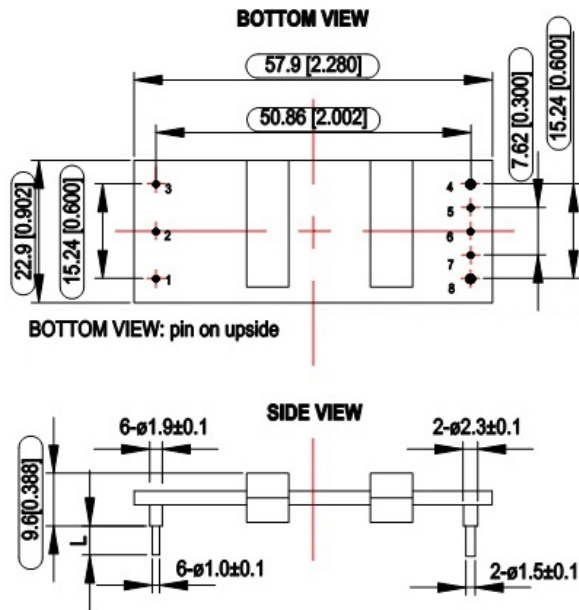
Mechanical Drawings



Pin Length Option

Device code suffix	L
-4	4.8 mm \pm 0.25 mm
-6	3.8 mm \pm 0.25 mm
-8	2.8 mm \pm 0.25 mm
None	5.8 mm \pm 0.25 mm

Mechanical Drawings



UNIT: mm[inch] L=3.8±0.25mm

TOLERANCE: X.Xmm±0.5mm[X.X in.±0.02in.]
X.XXmm±0.25mm[X.XX in.±0.01in.]

Notes: Dimensions within the box are critical dimensions.

Pin Designations (AVO100-48S28B-6L)

Pin No.	Name	Function
1	V _{in+}	Positive input terminal
2	Remote ON/OFF	ON/OFF control terminal
3	V _{in-}	Negative input terminal
4	V _{o-}	Negative output terminal
5	S-	Negative remote sense
6	Trim	Output voltage trim
7	S+	Positive remote sense
8	V _{o+}	Positive output terminal

Notes:

1. All specifications are subject to change without notice. Mechanical drawings are for reference only.
2. Warranty: 2 years
3. Label and logo appearance may vary from what is shown on mechanical drawings.

WORLDWIDE OFFICES

Americas

2900 S.Diablo Way
Tempe, AZ 85282
USA
+1 888 412 7832

Europe (UK)

Waterfront Business Park
Merry Hill, Dudley
West Midlands, DY5 1LX
United Kingdom
+44 (0) 1384 842 211

Asia (HK)

14/F, Lu Plaza
2 Wing Yip Street
Kwun Tong, Kowloon
Hong Kong
+852 2176 3333



www.artesyn.com

While every precaution has been taken to ensure accuracy and completeness in this literature, Artesyn Embedded Technologies assumes no responsibility, and disclaims all liability for damages resulting from use of this information or for any errors or omissions. Artesyn Embedded Technologies, Artesyn and the Artesyn Embedded Technologies logo are trademarks and service marks of Artesyn Embedded Technologies, Inc. All other names and logos referred to are trade names, trademarks, or registered trademarks of their respective owners. © 2014 Artesyn Embedded Technologies, Inc.

For more information: www.artesyn.com/power
For support: productsupport.ep@artesyn.com