

THIS DRAWING IS UNPUBLISHED.

RELEASED FOR PUBLICATION

20

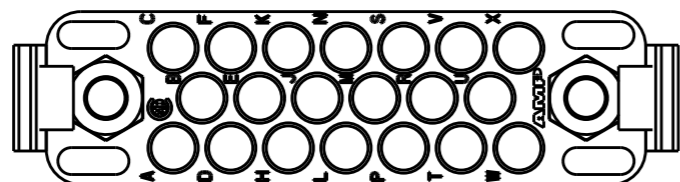
© COPYRIGHT 20 BY -

ALL RIGHTS RESERVED.

LOC F DIST 00

REVISIONS

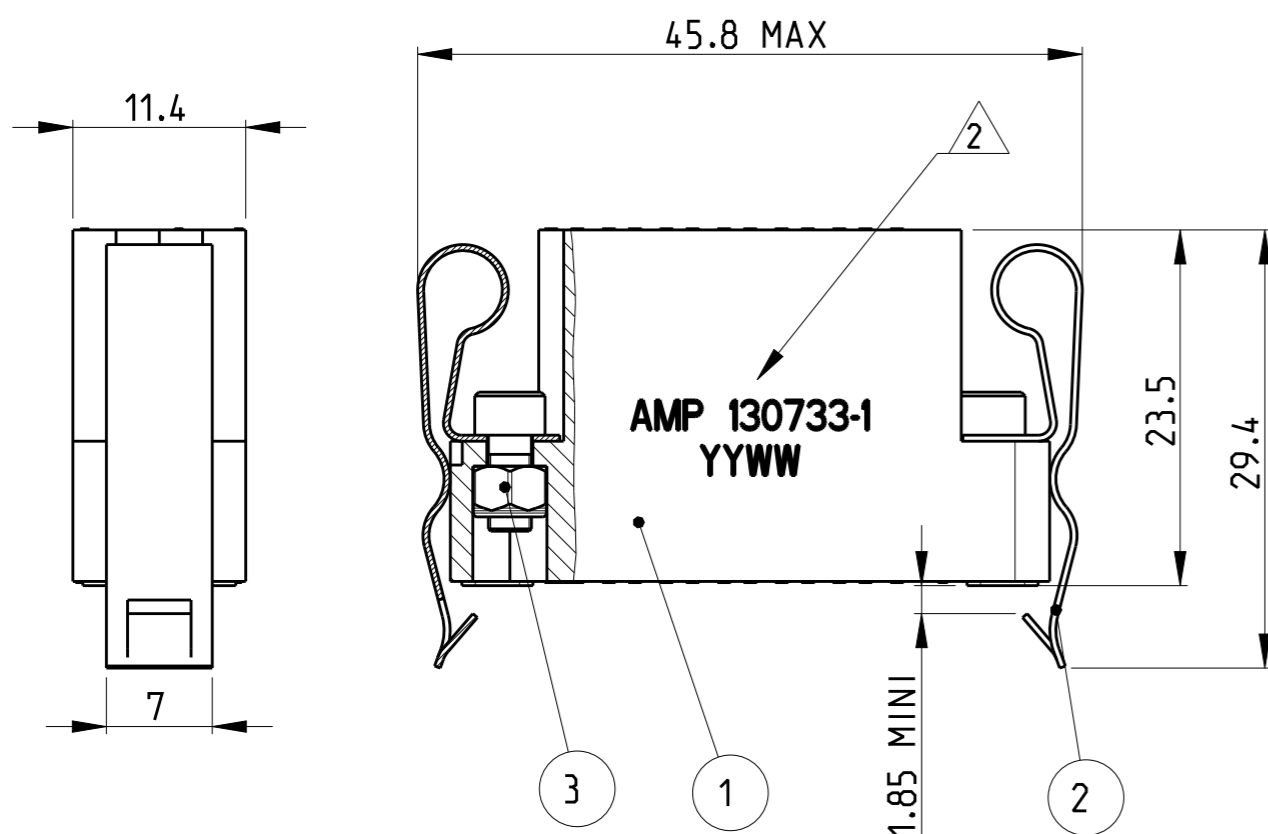
P	LTR	DESCRIPTION	DATE	DWN	APVD
	K	REDRAWN ON CAD WITHOUT PRODUCT CHANGE	11OCT2012	TC	YP



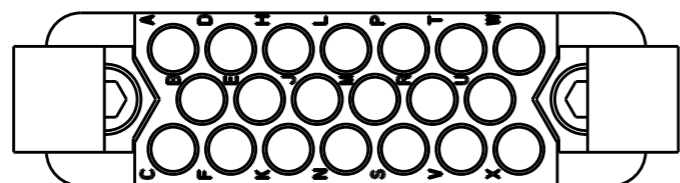
1. USE ONLY AS SPARE PARTS.

2. MARKING AMP, PART NUMBER 130733-1 (CONNECTOR WITHOUT CONTACTS) AND DATE CODE.

3. PART NUMBERS 130733-2, 130733-3 & 130733-4 ARE MENTIONED ON EXTERNAL PACKAGING.



20	-	-	-	201580-1	IN A SEPARATE BAG	SOCKET CONTACT #16 (AWG 20-24)	-
-	20	-	-	200333-1	IN A SEPARATE BAG	SOCKET CONTACT #16 (AWG 18-16)	-
-	-	20	-	130743-1	IN A SEPARATE BAG	SOCKET CONTACT #16 (AWG 22-18)	-
1	1	1	-	130733-1	WITHOUT CONTACT	GROUNDING CONNECTOR	-
-	-	-	2	-	CONNECTOR SUPPLIED ASSEMBLED	FASTENER	3
-	-	-	2	-		SPRING	2
-	-	-	1	-		HOUSING 20 POS.	1
130733-4	130733-3	130733-2	130733-1	PART NUMBER	OBSERVATION	DESCRIPTION	ITEM



THIS DRAWING IS A CONTROLLED DOCUMENT.

DIMENSIONS:	TOLERANCES UNLESS OTHERWISE SPECIFIED:
mm	
0 PLC	±0.3
1 PLC	±0.3
2 PLC	±0.3
3 PLC	±
4 PLC	±
ANGLES	±5°
MATERIAL	FINISH

DWN	T. CORRIOU	05SEP2012
CHK	J. THUEZ	05SEP2012
APVD	Y. PETRONIN	05SEP2012
PRODUCT SPEC	-	-
APPLICATION SPEC	-	-
WEIGHT	-	-

<b>TE</b> TE Connectivity			
NAME CONNECTOR, GROUNDING, 20 POS.			
SIZE	CAGE CODE	DRAWING NO	RESTRICTED TO
A3	00779	C-130733	-

Customer Drawing SCALE 2:1 SHEET 1 OF 1 REV K