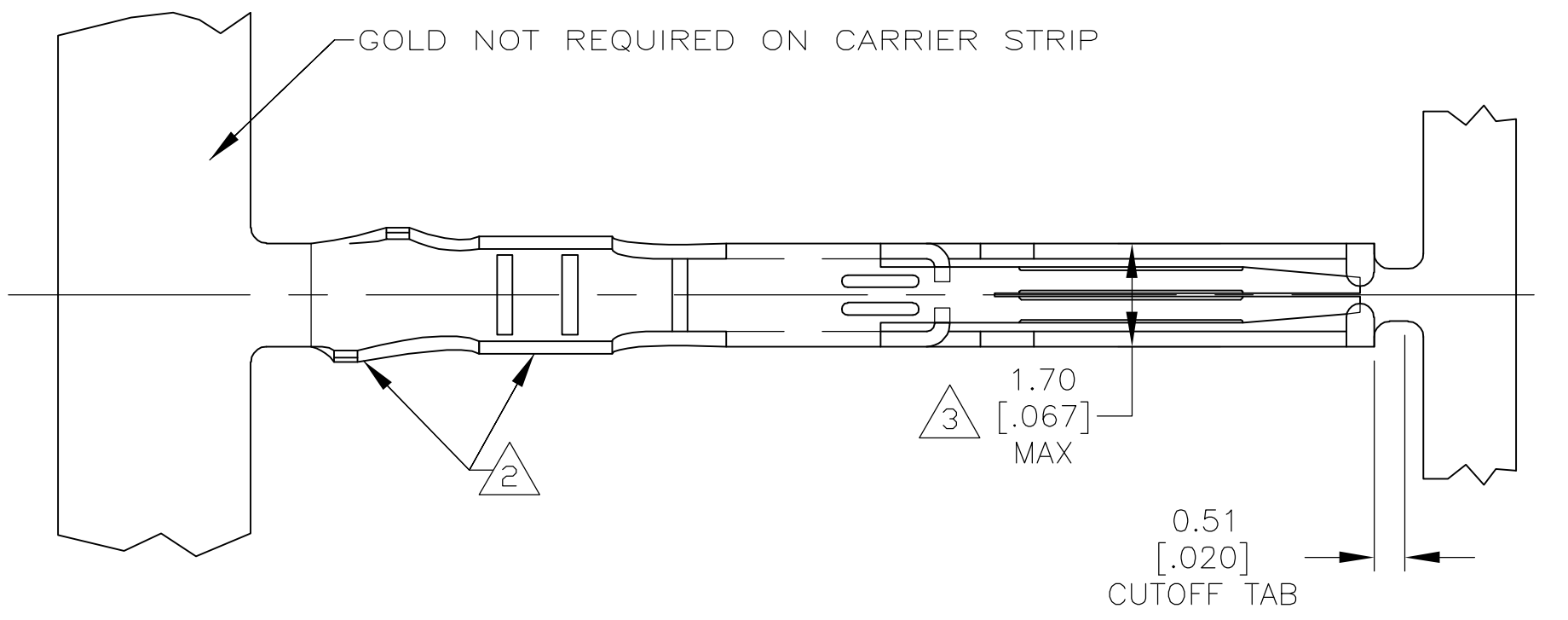
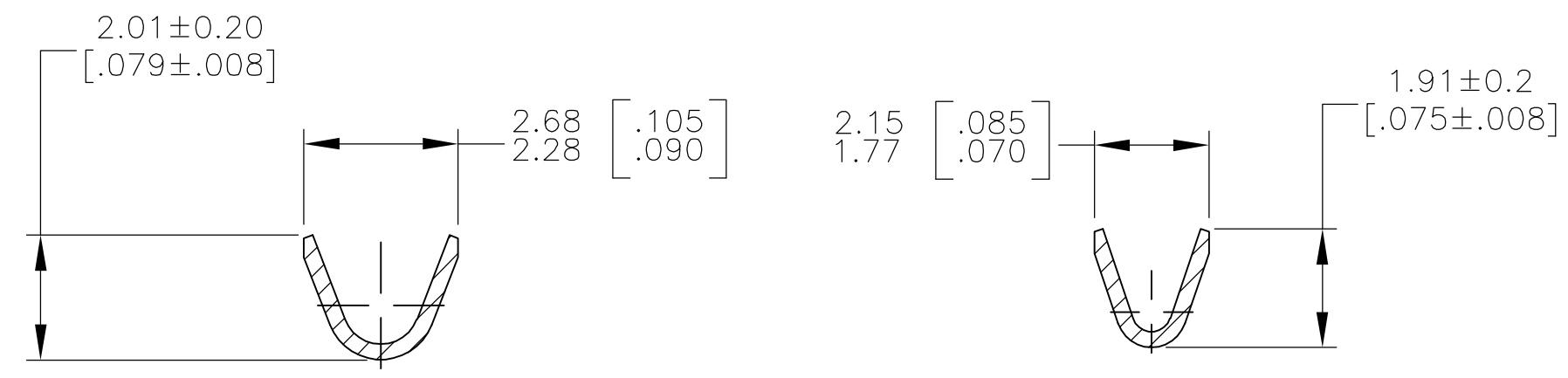
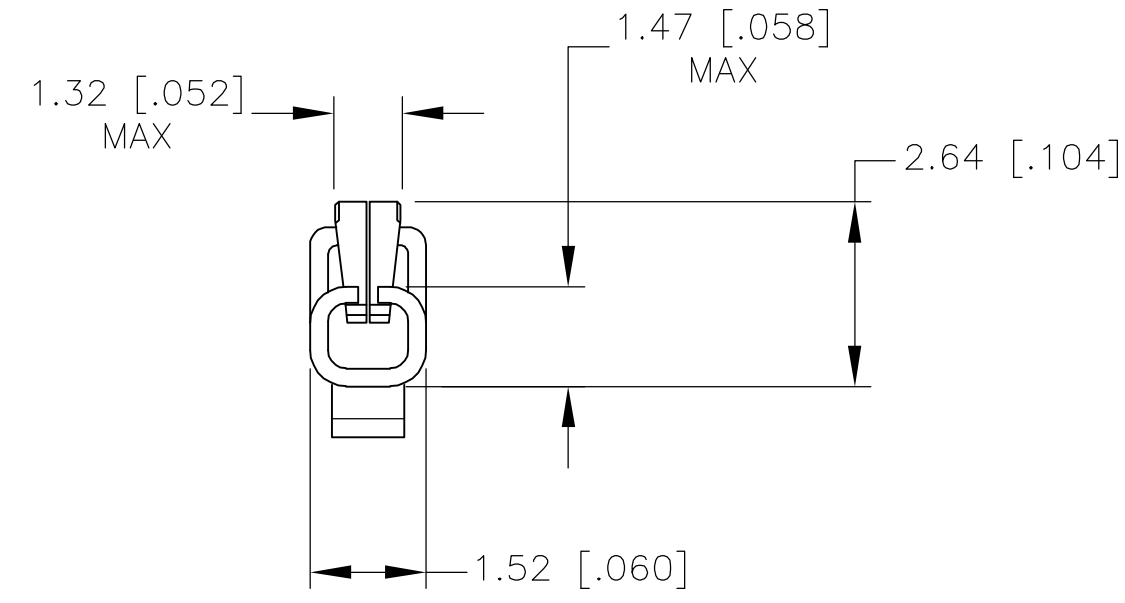
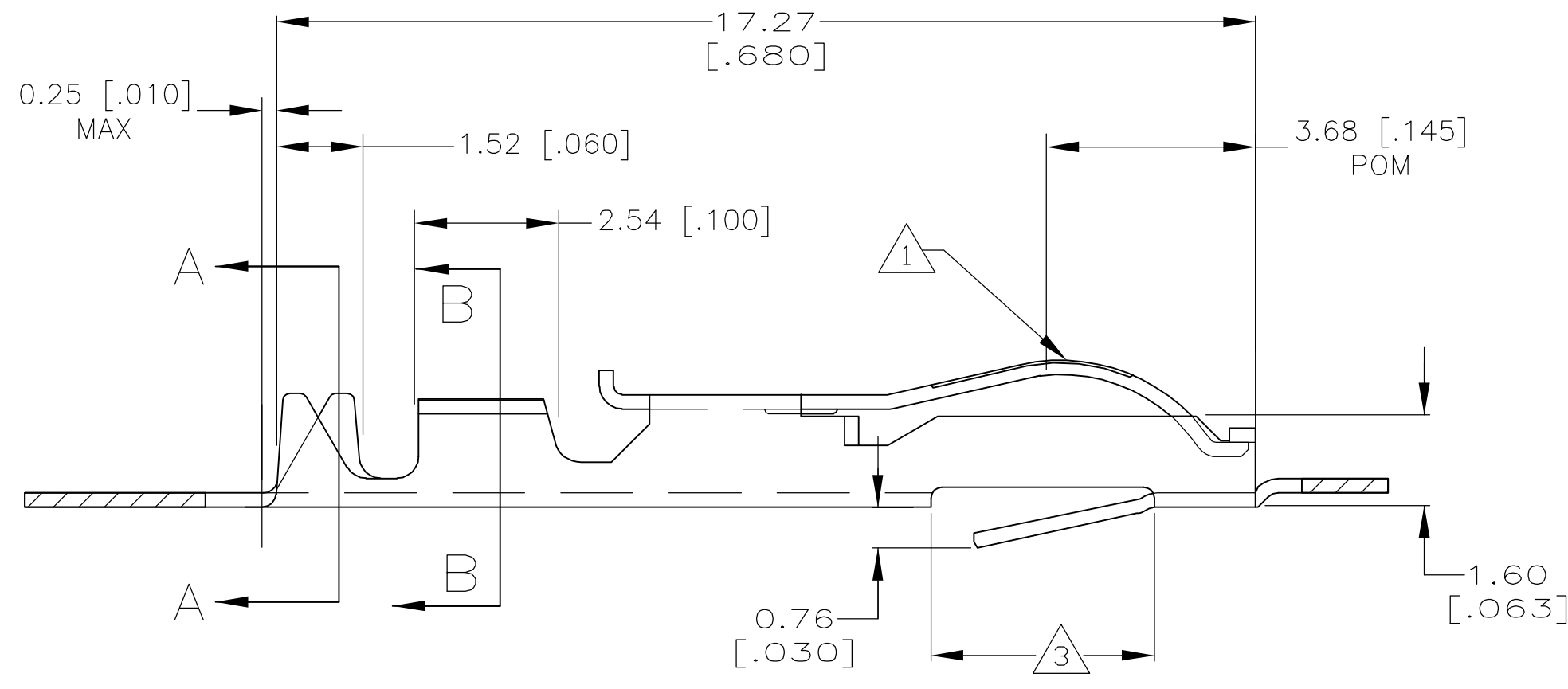


THIS DRAWING IS UNPUBLISHED. RELEASED FOR PUBLICATION
 © COPYRIGHT BY TYCO ELECTRONICS CORPORATION. ALL RIGHTS RESERVED.

LOC	DIST	REVISIONS			
P	LTR	DESCRIPTION	DATE	DWN	APVD
GP	00	A	RELEASED PER EC 0512-0017-05	19 AUG 05	AWF AWF



- 1 0.76 μ m [.000030] MIN GOLD OVER 0.76 μ m [.000030] MIN NICKEL IN CONTACT AREA.
- 2 MATTE TIN IN CRIMP AREA.
- 3 .067 MAX ALLOWED IN LOCKING LANCE AREA.
- 4. REEL QUANTITY = 7000 PIECES.



SECTION A-A
 INSULATION RANGE
 .060-.048 DIA

SECTION B-B
 WIRE RANGE
 #20 AWG

5147439-2
 PART NUMBER

THIS DRAWING IS A CONTROLLED DOCUMENT.		DWN AL FRANTUM 19 AUG 05	Tyco Electronics Corporation Harrisburg, Pa 17105-3608	
DIMENSIONS: MM [INCHES]		CHK AL FRANTUM 19 AUG 05	NAME CONTACT, CRIMP-SNAP, 20 AWG, TWIN LEAF	
TOLERANCES UNLESS OTHERWISE SPECIFIED:		APVD	PRODUCT SPEC	
0 PLC	± -	APPLICATION SPEC		
1 PLC	± -	-		
2 PLC	± 0.13 [.005]	-		
3 PLC	± -	-		
4 PLC	± -	-		
ANGLES	± ± 2'	-		
MATERIAL BERYLLIUM COPPER	FINISH 1 2	WEIGHT -	SIZE A2	CAGE CODE 00779
CUSTOMER DRAWING		DRAWING NO 5147439	RESTRICTED TO -	
		SCALE 10:1	SHEET 1 OF 1	REV A