





Star Simpson's Circuit Classics Stepped Tone Generator

PRODUCT ID: 3459



Description

Forrest M. Mims III is a trusted name in the electronics world for good reason: his charming and engaging texts have drawn millions of people into the world of electronics for the first time. Star Simpson has created an electronic tribute to those hand-drawn circuits by bringing the projects to life. These kits are an exquisitely designed series of finely crafted and highly detailed boards. These are the **Circuit Classics**. They make a great gift for a first-time learner, an expert tinkerer, or even just as a fun conversation piece for your desk.


This initial release includes three of Forrest's circuit designs in kit form: the Dual-LED Flasher, the Stepped Tone Generator, and the Bargraph Voltage Indicator. Each kit includes:

- **Printed Circuit Board (PCB):** Includes the circuit itself, the circuit's schematic, and a description of the circuit, all in Forrest's iconic hand-drawn style, traced directly from his books. (Prototypes are OSHPark purple, but the final production run will be blue.)
- **Through-hole Components:** All the components you need to build a working circuit. Easy to place and solder on the PCB thanks to clear footprints and large, friendly solder pads.
- **Display Stand:** made of high-quality blond ash wood, each stand is crafted to let you proudly display your work.

This is the **Stepped Tone Generator**. This circuit gained a life of its own, jumping from the pages of the 555 Timer IC Circuits Engineer's Mini-Notebook and out into the world as the storied Atari Punk Console. Well-known for enabling the creation of sounds just like classic Atari console games from the 1980s, this kit from Circuit Classics provides a fun audio-centric project, as well as an interesting introduction to digital circuitry, feedback, and oscillators.

Kit includes:

- 1 x Stepped Tone Generator PCB
- 1 x Alcohol Prep Pad
- 1 x Battery Clip
- 1 x 556 Integrated Circuit
- 1 x 1k Ω Resistor
- 2 x 1M Ω Potentiometer
- 1 x 5k Ω Potentiometer
- 1 x 10 μ F Capacitor
- 2 x 0.1 μ F Capacitor
- 1 x Speaker
- 1 x Black Alligator Clip
- 1 x Red Alligator Clip
- 4 x Rubber Foot
- 1 x Wooden Stand



You'll need a couple of additional tools and materials in order to put this kit together: a soldering iron (like this one), and solder. You can use the included wooden stand to hold the board while you solder.

Please note: Batteries are not included in the kit! You can choose to use the provided alligator clips to hook up a 9V battery or power supply of your choosing, or you can assemble the SMT Battery Clip to the reverse side, in which case you'll want to pick up a 3V 2032 coin cell battery on checkout.

Visit Circuit Classics for assembly tests and testing instructions! <http://circuitclassics.com/stepped-tone-generator.html>

Technical Details

PCB Dimensions: 127.25mm x 89mm x 1.75mm / 5" x 3.5" x 0.06"

PCB Weight: 34.4g / 1.2oz