

THIS DRAWING IS UNPUBLISHED. RELEASED FOR PUBLICATION MARCH ,2006.

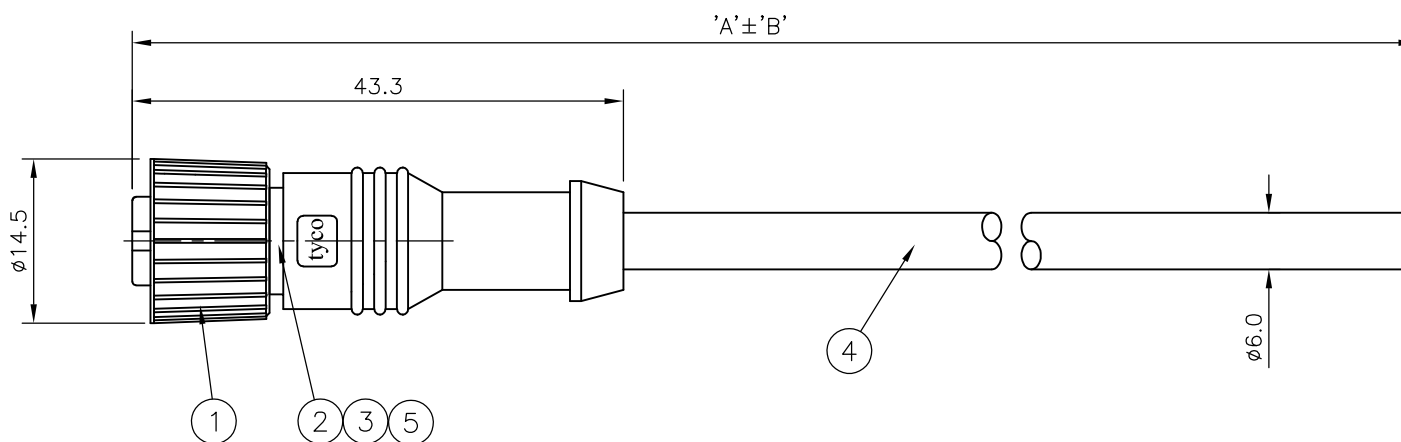
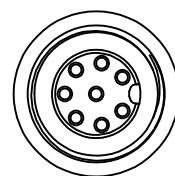
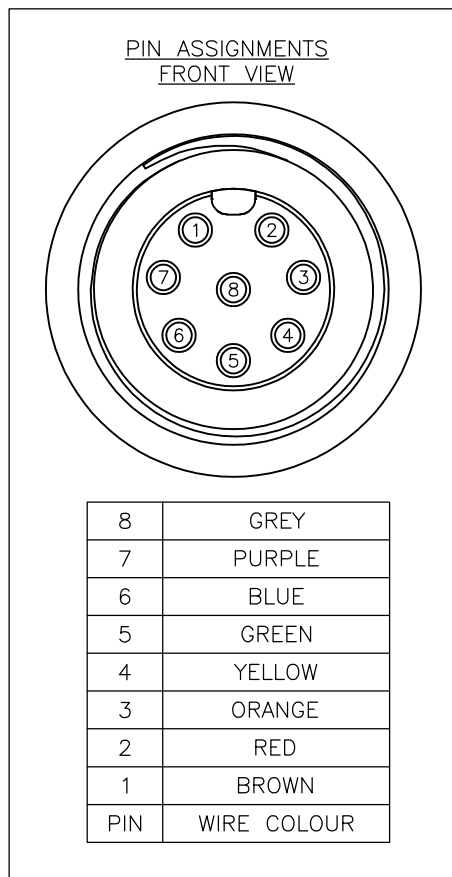
© COPYRIGHT 2006 BY TYCO ELECTRONICS CORPORATION. ALL RIGHTS RESERVED.

LOC	DIST	REVISIONS					
E	B	P	LTR	DESCRIPTION	DATE	DWN	APVD
		B		ECR-07-011927	16/05/07	AM	FWK

NOTES:

- ELECTRICAL DATA: CONTACT RESISTANCE: 10 mOhm MAX  
INSULATION RESISTANCE: 100 MOhm MIN at 500VDC  
CURRENT RATING: 5 AMPS  
BREAKDOWN VOLTAGE: 500 VAC MIN PER MINUTE
- ENVIRONMENTAL: OPERATING TEMPERATURE: -25°C TO +90°C  
SEALING REQUIREMENTS: IP67
- PROD SPEC: 108-3641
- PACKAGING: 107-3334
- FOR TECHNICAL DATA REFER TO YOUR LOCAL TYCO ELECTRONICS SALES OFFICE
- ALL DIMENSIONS ARE NOMINAL FOR REFERENCE ONLY UNLESS OTHERWISE STATED

ITEM	DESCRIPTION	MATERIAL	FINISH/COLOUR	QTY
1	SCREW NUT	ZINC DIE CAST	2.5µm NICKEL PLATED	1
2	CONNECTOR BODY	POLYURETHANE	BLACK	1
3	SOCKET CONTACT	BRASS	0.15µm GOLD OVER NICKEL	8
4	8 CORE CABLE (CORES 0.25mm²/24AWG)	PU JACKET HAL FREE	BLACK	1
5	'O' RING	VITON 70	GREEN	1



10000	500 mm	M12 STRAIGHT FEMALE CONNECTOR 10.0m CABLE	1838344-5
7000	350 mm	M12 STRAIGHT FEMALE CONNECTOR 7.0m CABLE	1838344-4
5000	250 mm	M12 STRAIGHT FEMALE CONNECTOR 5.0m CABLE	1838344-3
3000	150 mm	M12 STRAIGHT FEMALE CONNECTOR 3.0m CABLE	1838344-2
2000	100 mm	M12 STRAIGHT FEMALE CONNECTOR 2.0m CABLE	1838344-1
DIM A	TOL 'B'	DESCRIPTION	PART NUMBER

THIS DRAWING IS A CONTROLLED DOCUMENT.		DWN MANJUNATH.T.N 03APR06	<b>tyco</b> Tyco Electronics Corporation	
DIMENSIONS: mm		CHK F.WHEELER-KING 07AUG06	<b>Electronics</b> Bideford, UK, EX39 4HE	
TOLERANCES UNLESS OTHERWISE SPECIFIED:		APVD F.WHEELER-KING 07AUG06	NAME M12 STRAIGHT FEMALE CONNECTOR WITHOUT STRAIN RELIEF 8 POSITION, PU CABLE	
0 PLC ± - 1 PLC ± - 2 PLC ± - 3 PLC ± - 4 PLC ± - ANGLES ± -		PRODUCT SPEC -	SIZE A3	RESTRICTED TO -
MATERIAL -		APPLICATION SPEC -	CAGE CODE 00779	DRAWING NO 1838344
FINISH -		WEIGHT -	CUSTOMER DRAWING	
		SCALE NTS	SHEET 1 OF 1	REV B