

28S2011-000

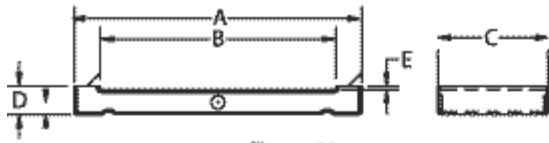


Figure #1

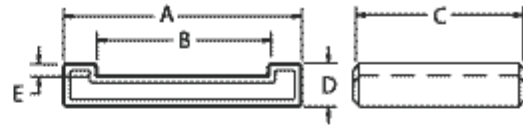


Figure #2

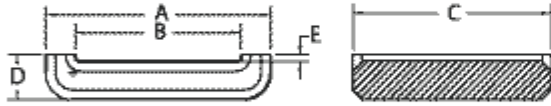


Figure #3

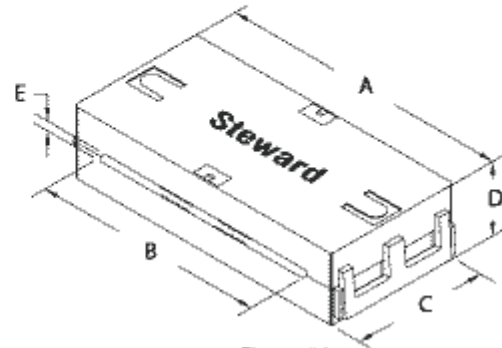


Figure #4
Split ferrite core assembly with hinged black plastic case

Drawing Figure

| |
|---------------|
| Figure Number |
| 1 |

Electrical Characteristics

| | | |
|-------------------|--------------------|--------------------|
| Z (Ω) @ 25 MHz | Z (Ω) @ 100 MHz | Z (Ω) @ 300 MHz |
| 100 | 280 | 600 |

Physical Dimensions

| A in | A mm | B in | B mm | C in | C mm | D in | D mm | E in | E mm |
|---------|---------|---------|---------|---------|---------|---------|---------|---------|---------|
| 3.000 | 76.20 | 2.570 | 65.28 | 1.125 | 28.58 | 0.250 | 6.35 | 0.033 | 0.84 |

